


A graphic of light blue rain falling diagonally from the top left towards the bottom right against a white background.

STORM

**BEST MANAGEMENT
PRACTICES**

GUIDEBOOK




AZSTORM.ORG



STORM Best Management Practices Guidebook

Table of Contents

Welcome.....	1
What Is Stormwater?.....	2
Stormwater Pollution	3
Lawn, Garden, & Pool	4
Proper Trash Disposal.....	6
Pick Up Pet Waste!.....	7
Retention Basin Maintenance	8
Drywell Maintenance.....	9
Stormwater Outfall Maintenance.....	10
No Illegal Dumping!.....	11
BMP Maintenance Checklist	12



STORM
Only rain in the stormdrain

AZSTORM.ORG

Welcome to the **STORM** Best Management Practices Guidebook!

Stormwater Outreach for Regional Municipalities, known as **STORM**, is a regional organization promoting stormwater quality education within the greater Phoenix metropolitan area. **Best Management Practices (BMPs)** are a collection of management solutions to prevent stormwater pollution.

This guidebook is designed to help homeowners, tenants, homeowners associations, landscapers, construction companies, and other members of the Phoenix metro area community make informed decisions to help prevent stormwater pollution. Read on to learn more about stormwater and why it's important to keep **only rain in the storm drain!**


Regulations may differ between municipalities, and the amount of rainfall and intensity of storms can vary between locations, so consult with your local authorities or stormwater professionals for additional regulations and information.

What is Stormwater?



Stormwater is water that runs off the land after it rains (or when snow melts in the mountains). Some of this water sinks into the ground, but much of it flows across lawns, sidewalks, streets, and parking lots through the storm drain system, directly to retention/infiltration basins, city parks, community lakes, canals, washes, and rivers, without any treatment. Stormwater is a part of our **watershed**, an area of land that drains water as it flows downhill to a central location.

Stormwater Pollution




Although the Phoenix metropolitan area only receives seven to nine inches of rainfall a year on average, stormwater quality is a serious concern. **Stormwater pollution** is the nation's greatest threat to clean water.

Stormwater runoff can pick up dirt, debris, chemicals, trash, pet waste, oil, grease, and other automotive fluids, as well as other pollutants. Polluted stormwater can affect the environmental health of our watershed, with implications for everyday human uses such as drinking, cooking, and washing, as well as for agriculture, industry, nature, and recreation. It can even affect our groundwater.

Lawn, Garden, & Pool

Help reduce stormwater pollution by implementing the following guidelines for your lawn, garden, and pool care.

Keep **WATER ON SITE** when watering plants or after it rains.



- ✓ Use drip irrigation and direct sprinklers onto plants, not sidewalks or streets.
- ✓ Construct rainwater harvesting features like berms and swales.
- ✓ Select native plants to minimize water use and don't overwater.

Keep lawn and garden **PRODUCTS ON SITE.**




- ✓ Use lawn and garden fertilizers, pesticides, and herbicides sparingly and follow manufacturer's application instructions.
- ✓ Never apply lawn and garden products when rain or wind is in the immediate weather forecast.
- ✓ Clean up spills.



Watch this short video to learn more about using lawn chemicals correctly!
e3learn.org/bmp1



Keep landscaping MATERIALS ON SITE.




- ✓ Sweep up yard waste, like leaves and grass, instead of using a hose or blower out to the street. Dispose of properly in your trash can or compost bin.

- ✓ Prevent loose dirt and gravel from flowing off your property into the street and then into the storm drain.



- ✓ When landscaping and construction materials are delivered, they should be unloaded onto your property, not on the sidewalk or in the street.

Keep POOL WATER ON SITE.



- ✓ Do not backwash or drain your pool into the street. Check municipalities for disposal methods.


Watch this short video to learn more
about proper pool maintenance!

e3learn.org/bmp2




Proper Trash Disposal

Loose trash can pollute stormwater and clog storm drains.



BAG AND TIE your trash, and be sure your trash and recycle bin LIDS ARE CLOSED.



AVOID placing TRASH OUTSIDE OF THE BIN, where it can be washed or blown away.

CLEAN UP after picnics in the park by using nearby trash and recycling bins or taking the waste home with you.



Watch these two short videos to learn more about keeping your home and community litter-free!

e3learn.org/bmp3



Pick Up Pet Waste!

Pet waste can contain bacteria and become a source of stormwater pollution.



**PICK UP AFTER
YOUR PETS, both in
your yard and while on walks.**



**Dispose of pet waste in a
SEALED PLASTIC
BAG in a trash bin.**

PET WASTE IS  NOT FERTILIZER!

Watch this short video to learn more about pet waste and stormwater pollution!

e3learn.org/bmp4



Retention Basin Maintenance

Retention basins are shallow depressions designed to have stormwater directed to them when it rains, with the stormwater gradually infiltrating into the soil.



Retention basins should
DRAIN WITHIN 36 HOURS
after rainstorms, to prevent
mosquito larvae from hatching.

RETENTION BASINS CAN GET CLOGGED over time, so they need to be regraded. This can include resurfacing and aerating with holes into the ground to allow the water to better drain and infiltrate underground.



STANDARD MAINTENANCE should include mowing the grass, removing litter or debris, and stabilizing eroded banks.



Drywell Maintenance

Drywells reduce runoff and potential flooding by collecting stormwater underground and allowing it to slowly infiltrate into the surrounding soil.

Drywells can be located in retention basins, parking lots, loading docks, and streets.



Drywells should

DRAIN WITHIN 36 HOURS after rainstorms, to inhibit growth of mosquito larvae and prevent odors from stagnant water.

Leaves, dirt, trash, and other debris can clog drywells, so property owners should

CHECK FILTER GRATES AFTER BIG STORMS.



HIRE A PROFESSIONAL to inspect drywells annually.

Stormwater Outfall Maintenance

Stormwater outfalls are locations where stormwater is discharged from the storm drain system to surface waters.



Outfalls can become **CLOGGED** by sediment, trash, and other debris, resulting in possible **FLOODING AND EROSION.**



VEGETATION should not be overgrown near outfalls.

Outfalls should be regularly inspected to ensure proper **WATER FLOW.**



NO Illegal Dumping!

It's illegal to throw trash in washes, drainage canals, and storm drains.



Illegal dumping can cause stormwater **POLLUTION** and clog storm drains, which can result in **FLOODING**.



It can be **HARMFUL** to people, pets, and wildlife.



IF YOU SEE ILLEGAL DUMPING, take a picture and inform your local municipality.

Help stop illegal dumping by watching this short video!
e3learn.org/bmp5



BMP MAINTENANCE CHECKLIST

LAWN, GARDEN, AND POOL CARE

How often?

<input type="checkbox"/>	Check that drip irrigation emitters and sprinklers are watering only plants, not sidewalks or streets.	as needed
<input type="checkbox"/>	Remove debris and repair erosion damage in and near berms and swales.	as needed
<input type="checkbox"/>	Adjust irrigation timers.	seasonally
<input type="checkbox"/>	Use lawn and garden fertilizers, pesticides, and herbicides sparingly and follow manufacturer's application instructions.	seasonally
<input type="checkbox"/>	Check the weather forecast before applying lawn and garden products to avoid rain or wind.	as needed
<input type="checkbox"/>	Clean up spills immediately.	as needed
<input type="checkbox"/>	Sweep up yard waste, like leaves and grass, instead of using a hose or blower out to the street. Dispose of properly in your trash can or compost bin.	as needed
<input type="checkbox"/>	Clean up loose dirt and gravel that has been washed or blown off your property onto the sidewalk or street.	after rain or wind events
<input type="checkbox"/>	Unload landscaping and construction materials onto your property, not on the sidewalk or in the street.	as needed
<input type="checkbox"/>	Keep poolwater on site when backwashing or draining your pool. Check with your local municipality for disposal methods.	as needed

TRASH DISPOSAL

How often?

<input type="checkbox"/>	Bag and tie your trash.	always
<input type="checkbox"/>	Be sure your trash and recycle bin lids are closed.	always
<input type="checkbox"/>	Avoid placing trash outside of the trash bin, where it can be washed or blown away.	always
<input type="checkbox"/>	Clean up after picnics in the park by using nearby trash and recycling bins or taking the waste home with you.	always

PET WASTE

How often?



Pick up pet waste, both in your yard and while on walks.

always



Dispose of pet waste in a sealed plastic bag in a trash bin.

always

RETENTION BASINS

How often?



Verify that retention basins drain completely, to prevent mosquito larvae from hatching.

within
36 hours after
rainstorms



Mow grass and remove overgrown vegetation.

monthly



Repair erosion damage, and remove sediment, litter, and debris.

monthly



Remove sediment and resurface and aerate retention basins to allow the water to better drain and infiltrate underground.

annually or
as needed

DRYWELLS

How often?



Verify that drywells drain completely, to inhibit growth of mosquito larvae and prevent odors from stagnant water.

within
36 hours after
rainstorms



Remove leaves, dirt, trash, and other debris from filter grates.

after
rainstorms



Hire a professional to inspect drywells.

annually

STORMWATER OUTFALLS

How often?



Remove sediment, trash, and other debris from outfalls.

after
rainstorms



Remove overgrown vegetation near outfalls.

annually or
as needed



Inspect outfalls to ensure proper water flow.

annually or
as needed

ILLEGAL DUMPING

How often?



If you see illegal dumping, take a picture and inform your local municipality.


as needed



STORM

Only rain in the stormdrain

AZSTORM.ORG



PRODUCED BY

environmental
EDUCATION
EXCHANGE



©2022

EEEXCHANGE.ORG